

360°Rotatable Laptop Stand

with 9-in-1 USB-C Docking Station

Model: PCR100C+



working



rotation



folding



WiFi Adapter



USB Flash Drive



Hard Disk



Mouse



keyboard



Mobile phone



Camera



USB Fan



Display screen



Headphones



TF Card



SD Card



Notebook



Game Controller

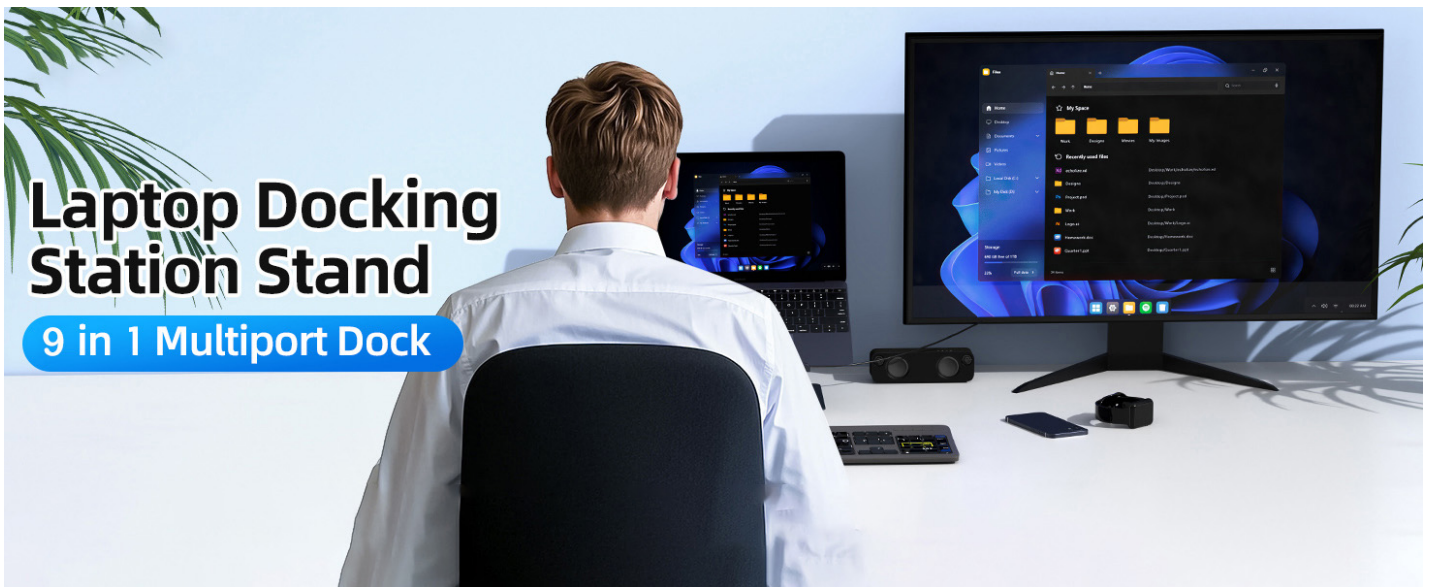


Sound



USB-C

To facilitate your use of this product, please read this manual carefully.



Introduction

It is all-in-one solution for seamless connectivity and ergonomic tablet support. The stand offers adjustable height and angle for optimal ergonomic positioning, along with a 360° rotating base for flexible working positions. The docking station includes HDMI, USB-C PD, Audio combo jack, USB-A, and USB-C ports, as well as card readers for SD and MicroSD/TF cards. This docking station transforms your workspace and expands your connectivity options with ease. With a USB-C cable connection, it then provides HD video output, a 100W PD charging port, audio connectivity, power input, and dual USB 3.0 ports for high-speed data transfer, offering an array of features to enhance productivity and convenience.

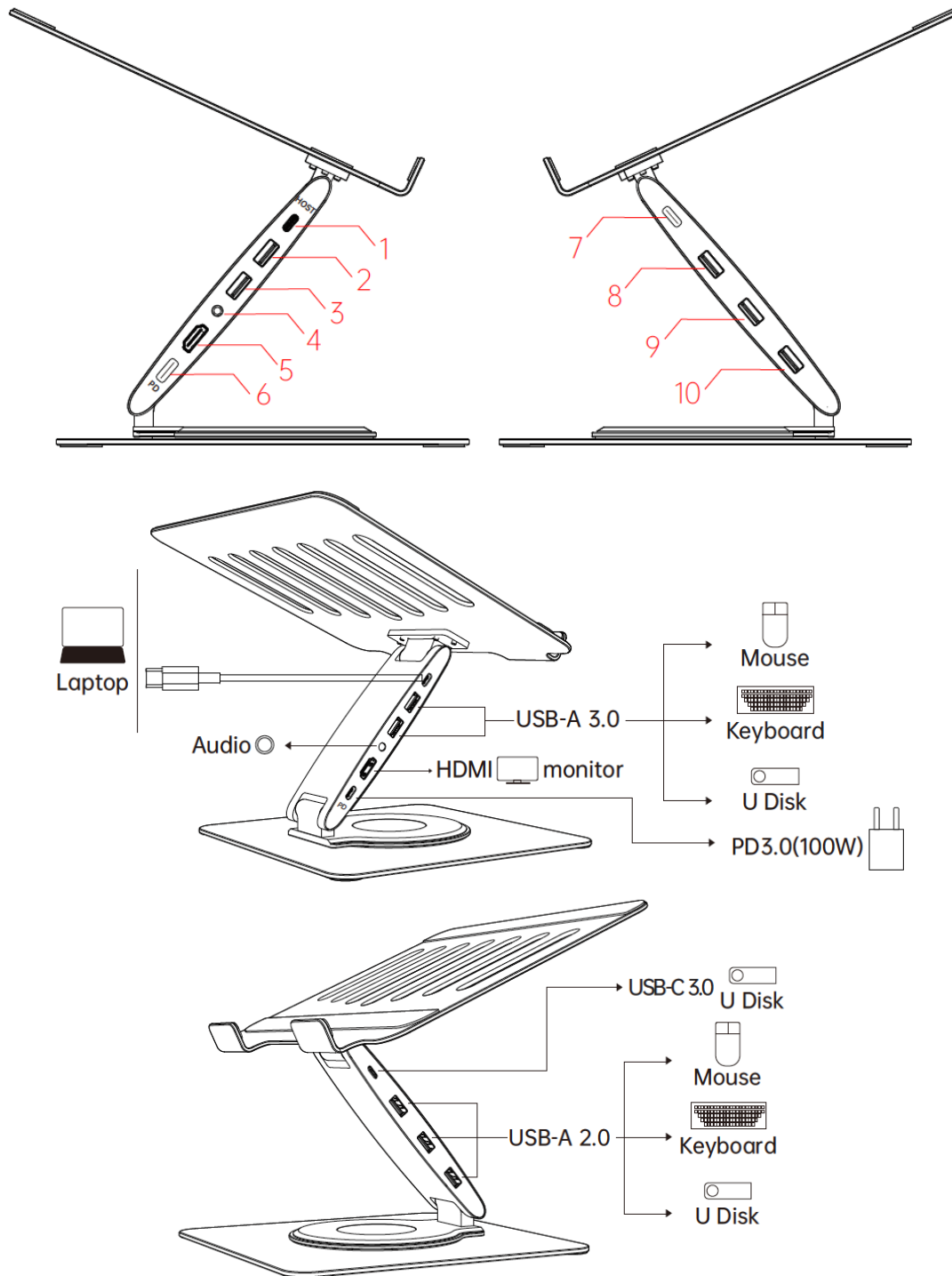
Say goodbye to cluttered desks and tangled cables - our docking station consolidates all your essential connections into one sleek hub.

Say goodbye to discomfort and hello to efficiency with the USB-C Docking Station and Laptop Stand. Elevate your workspace today and experience the ultimate in connectivity, versatility, and performance. Perfect for home entertainment, office presentations, and classroom teaching.

Features

- Adjustable height and angle for optimal ergonomic positioning
- 360° rotating base for flexible working positions
- Supports HDMI resolution up to 4K 60Hz monitor expansion/mirror
- Supports USB-A and USB-C ports with 5Gbps transfer speed
- Supports 3.5mm audio combo jack for headphones and microphone
- Multi-platform support: Windows, Chrome, Linux, and Android systems
- Plug-and-play functionality for hassle-free setup
- Heat conduction alloy and ventilation design prevent overheating
- Supports tablet and laptops from 7" to 15.6"
- Foldable and portable design for on-the-go convenience
- Silicone padding prevents scratches and secures devices

Ports and Connection



1.Host: Connect USB-C interface devices that comply with the USB 3.1 specification or higher.

2/3.USB-A3.0: Speed up to 5Gbps, 5V/0.9A@4.5W

4.3.5mm Audio Jack.


5.HDMI: Resolution up to 4K/60HZ, and downward compatible with 1080P.

6.PD3.0: Support PD100W power input.

7.USB-C3.0: Speed up to 5Gbps, 5V/0.9A@4.5W.

8/9/10.USB-A2.0: Speed up to 480Mbps, 5V/0.5A@2.5W.

Data Sheet

Model		PCR100C
Warranty		1 year
Features	Adjustable	yes
	Join Types	Hinge & 360 pivot
	4K Support	yes
	Industry Standard	USB 2.0 & USB3.0
Interface(s)	Host Bus Type	USB Type C 3.1
	Host Connector	USB Type C
	Connector Type Rate	2xUSB A 3.0 (5Gbps)
		1xUSB-C 3.0 (5Gbps)
Performance		1xPD100W Port
		1xHDMI 2.0
		1x3.5mm Audio Jack
		3xUSB A 2.0 (480Mbps)
	Mount Design For	Phone/Tablet/Laptop 7" to 15.6"
	Max Digital Resolution	4K @ 60Hz
Software	Max Analog Resolution	4K @ 60Hz
	Audio Specification	3.5mm Audio(Micro+earphone)
	OS Compatibility	Win7 or higher
		Chrome
Linux		
Android		
Environment	Operating Temperature	iPad OS
		Mac OS
Material	Storage Temperature	-20°C to 70°C
		-30°C to 120°C
Color	Aluminum Alloy(with silicone pads)	
		Grey
Package	Product Size	
	Product Net Weight	2.09lb(948g)
	Package Size	269mmx235mmx60mm
	Gross Weight	1.14Kgs
	Carton Size	50x40x30cm
What's in the Box	Notes	12pcs/CTN (15.5kgs/CTN)
		USB-C Stand & Dock, USB-C to USB-C Cable, User's Manu
		it holds up to 18lbs(>8kgs)

How to use it correctly

Step1.Open



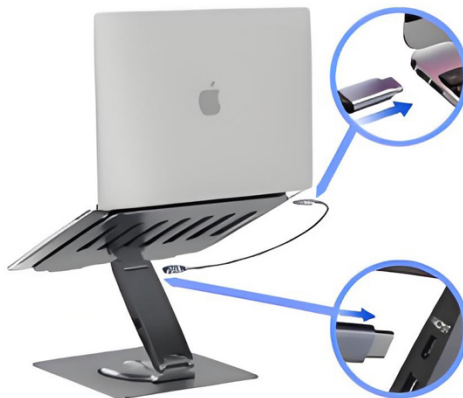
1.Lift it up with force



2.Lift it up with force

Step2.Connect

1.Use the included cable, connect one end to laptop's USB-C port



2. connect the other end to the HOST port on the stand

3.After connecting, all the ports on the stand can be used simultaneously

Step3.Power



Powering Method 1

Use the original laptop charger to connect the laptop's charging port for power supply



Powering Method 2

Use a PD(100W) charger to connect to the dock's PD port for power supply (The original laptop PD charger also may connect to the dock's PD port)

Frequently Asked Questions

Question 1: None of the docking station ports are working?

Answer 1: This may be due to an incorrect connection between the laptop and the docking station, To connect properly, use the included dual USB-C cable. Connect one end to the full-function USB-C port on your laptop. connect the other end to the HOST port on the docking station of the stand.

Question 2: HDMI is not displaying on the external monitor?

Answer 2: Confirm that the USB-C port on your laptop is a full-function port(supporting display, data transfer, and power delivery).

Check if the HDMI cable is securely connected to both the docking station and the external monitor.

Question 3: It cannot connect to an external monitor through the USB-C port?

Answer 3: The USB-C port on PCR100C+ supports data transfer and 4.5W power supply, but it does not support display output, please use HDMI port to connect to an external monitor.

Question 4: No sound from the headphones when plugged into the audio jack?

Answer 4: Check the audio settings to ensure the sound output is set to the headphones. Verify that the headphone jack is securely plugged in.

Question 5: USB devices (e.g., flash drive, mouse, keyboard) are not working?

Answer 5: Check if the devices are properly plugged in. Try reconnecting them or restarting your computer. For wireless keyboards and mice, ensure they have sufficient battery power.

Question 6: Why does It require g lot of force to open the stand?

Answer 6: The stand is designed with a higher torque setting, for the rotating axis. which requires more force to open. However, this design significantly enhances the stand' s stability and reliability, ensuring safety and preventing potential risks such as loosening or collapsing.

Question 7: Why does my laptop stand tip over?

Answer 7: This stand is designed for laptops ranging from 7 to 15.6 Inches. When adjusting the height of the stand, ensure the center of gravity is balanced. If the center of gravity is too off-center, the laptop may become unstable and tip over. Adjust the center of gravity properly, and the laptop will sit securely on the stand.

Question 8: How to contact our team?

Answer 8: You can contact us by email(sales@originneo.com) or whatsapp (+8619540244520).